

Just

Print & Do

March

a NO
Prep Pack

by
Renee
Dooly



March Print and Do


What's included:

Math Activities

March Calendar fun
Skip Counting
Spring Temperatures
Searching For Gold- place value
Flower Power
Mixed Equations
Golden Order
Follow the Rule
Little Hoopsters
Spring Friends
Spring Comparisons
More and Less
Make a Ten
Equal Parts
Spring Stories

Literacy Activities





Lucky Punctuation
Spring Sentences
Shamrock Vowels
March Sentences
Flower Power
Table of Contents
Nouns and Verbs
Lucky Syllables
March Word Search
Golden Coins
Spring Editing
Ending Digraphs
Adding Adjectives
Spring Verbs
ABC order





Name _____

Calendar Fun

Write the dates for this month.

 March _____  year						
Sunday	Monday	Tuesday	Wednesday	Thursday	Friday	Saturday
		 fly a kite				
				 ride a bike		

1. How many days are in this month? _____
2. What day of the week is March 17th, St. Patrick's Day? _____
3. What day of the week will we ride a bike? _____
4. On what date will we go fly a kite? _____
5. How many Tuesdays are in this month? _____
6. Draw a  on the last day of the month.
7. Draw a  on March 17th, St. Patrick's Day.

Name _____

Skip Counting

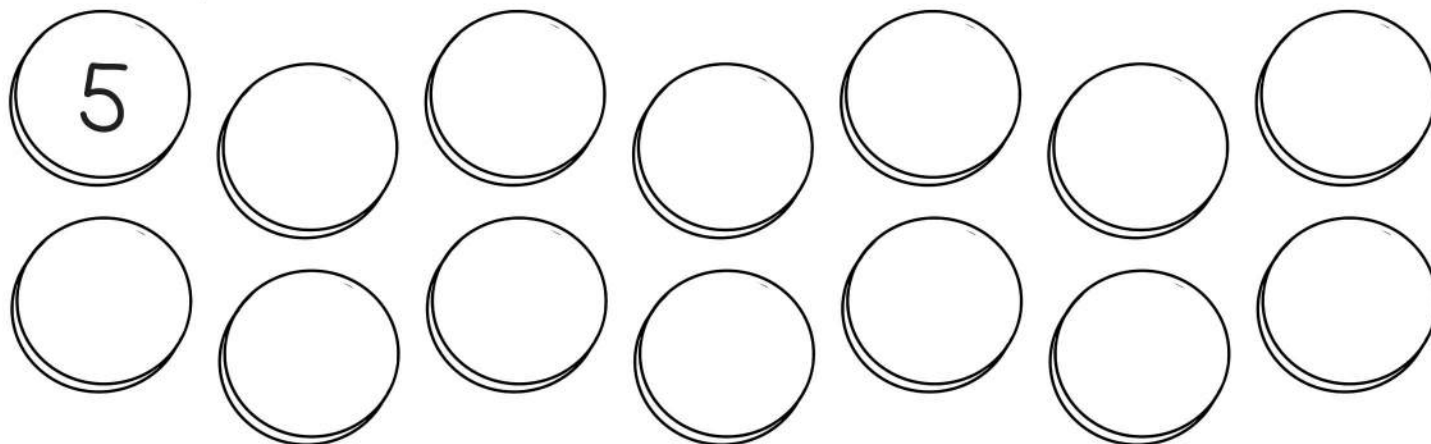


Count on for each set of items.


Count on by 10's



Count on by 5's




Count on by 2's



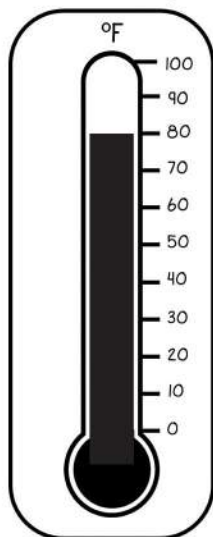
Name _____

Spring Temperatures

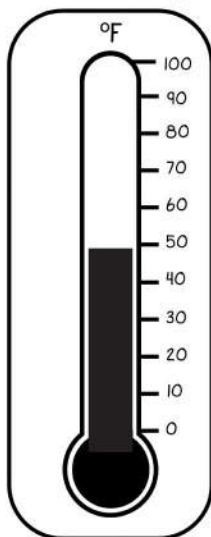
Use the thermometers to answer the questions below.




Monday




Tuesday




Wednesday



Thursday



Friday



1. Which thermometer has the coldest temperature? _____
2. Which thermometer has the warmest temperature? _____
3. Which two thermometers are below 60 °F?

4. What is the temperature on Tuesday? _____
5. How much warmer is Thursday than Wednesday? _____
6. Which thermometer has a temperature of 80 °F? _____

Bonus: On the back of this paper, tell about your favorite thing to do when the weather is nice.

Name _____

Searching For Gold

Read each clue. Write the number.
Color the matching coin.



The number
has four tens
and six ones.

The number
has six tens
and two ones.

The number
has zero tens
and nine ones.

The number
has nine tens
and nine ones.

The number
has seven tens
and three ones.

9

57

73

46

65

99

57

86

62

38

The number
has three tens
and eight ones.

The number
has five tens
and seven ones.

The number
has six tens
and five ones.

The number
has eight tens
and six ones.







The number
has five tens
and seven ones.

Name _____

Flower Power

Write a different number
in each flower petal

< less than
> Greater than.

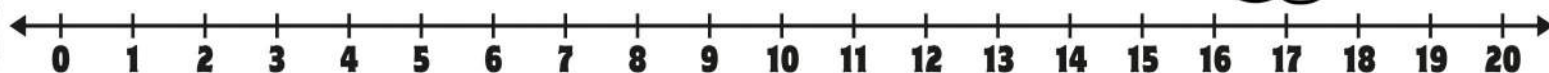


Name _____

Solve the math equations.

Color the equations and their boxes that have an answer of 10.

Mixed Equations




$15 - 8 =$	$16 - 6 =$	$3 + 6 =$
$8 + 2 =$	$7 + 3 =$	$1 + 9 =$
$1 + 9 =$	$12 - 8 =$	$3 + 7 =$
$13 - 6 =$	$4 + 3 =$	$6 + 6 =$
$11 - 2 =$	$8 - 3 =$	$8 - 7 =$
$5 + 5 =$	$14 - 6 =$	$15 - 4 =$
$6 + 4 =$	$6 + 5 =$	$10 - 3 =$
$12 - 2 =$	$3 + 7 =$	$12 - 9 =$
$8 + 4 =$	$15 - 6 =$	$5 + 5 =$

Name _____

Golden Order

Look at each group of coins. Write the numbers in order according to what the pot says.



○ ○ ○ ○ ○ ○



○ ○ ○ ○ ○ ○



○ ○ ○ ○ ○ ○



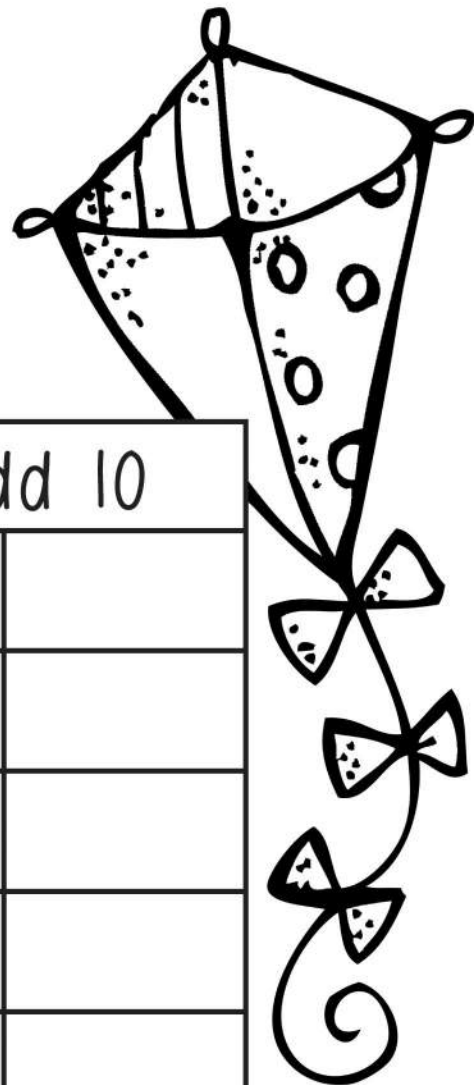
○ ○ ○ ○ ○ ○

Name _____

Follow the Rule

Read the rule at the top of each table.

Fill in the missing number.



add 5	
4	9
5	
6	
7	
8	

add 10	
2	
4	
6	
8	
10	




subtract 3	
6	
7	
8	
9	
10	

subtract 5	
5	
7	
9	
9	
11	




Name _____

Little Hoopsters



Use the graph to answer the questions below.




1. How many baskets did Katie make? _____
2. Who made 5 baskets? _____
3. How many baskets Katie and Mindy make altogether?

4. How many more baskets did Mindy make than Dan?




5. How many baskets were made in all? _____

Name _____

Spring Friends




Look at the spring scene. Count and graph the spring friends.

Spring Friends						
 snail						
 worm						
 dragonfly						

Use the graph to answer the questions below.

1. How many worms are there? _____
2. How many more dragonflies than snails are there? _____
3. How many spring friends are there in all? _____

Name _____



Spring Comparisons

Compare the numbers. Write $<$, $>$ or $=$.

$<$

less than

$>$

greater than

$=$

equal to



23 41

57 60

33 43

108 110

16 61

93 92

87 84

63 83

67 92

49 49

70 69

92 105

88 86

26 62

45 39

87 79

49 50

72 82

82 63

58 58

36 36

102 107

50 40

75 76

83 63


16 19

113 120

23 17

63 63

110 109



Name _____

More and Less



Fill in the missing numbers.

1 less		1 more
	38	
	99	
	50	
	64	
	71	

2 less		2 more
	62	
	89	
	41	
	56	
	90	

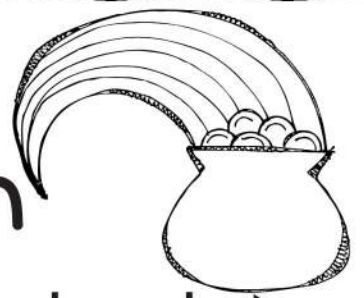
10 less		10 more
	13	
	69	
	37	
	50	
	88	

10 less		10 more
	48	
	25	
	90	
	61	
	82	

Name _____

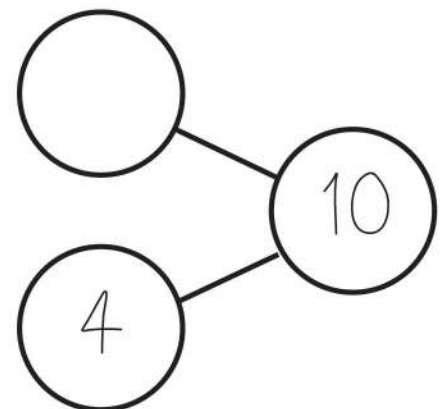
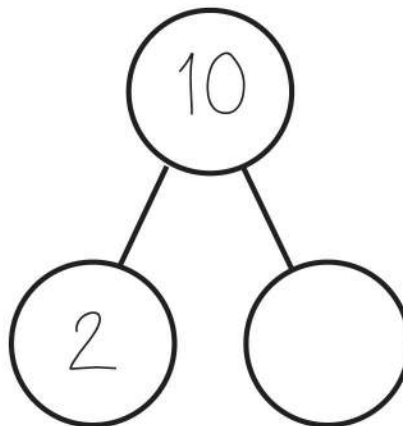

Fill in the missing numbers
to make a 10.

Make a Ten



$4 + \square = 10$	$7 + \square = 10$	$5 + \square = 10$
$5 + \square = 10$	$3 + \square = 10$	$2 + \square = 10$
$1 + \square = 10$	$10 + \square = 10$	$7 + \square = 10$
$8 + \square = 10$	$6 + \square = 10$	$8 + \square = 10$
$3 + \square = 10$	$9 + \square = 10$	$1 + \square = 10$

Complete the number bonds.



Name _____

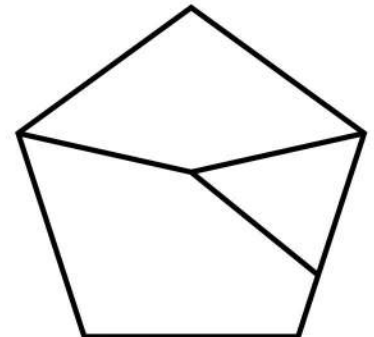
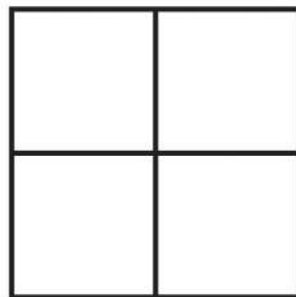

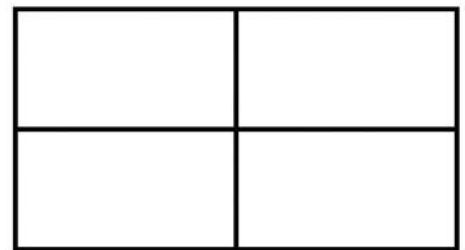

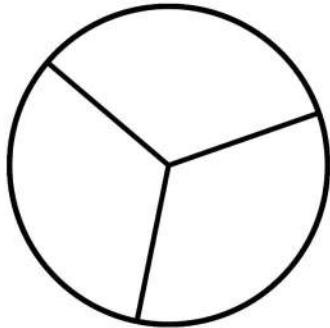
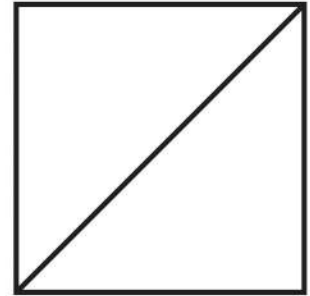
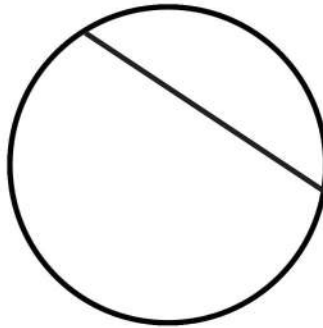
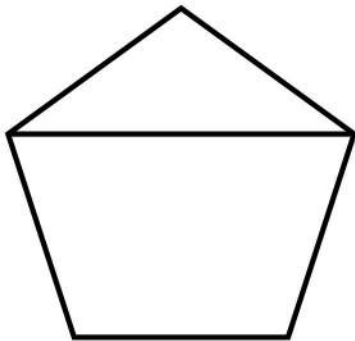
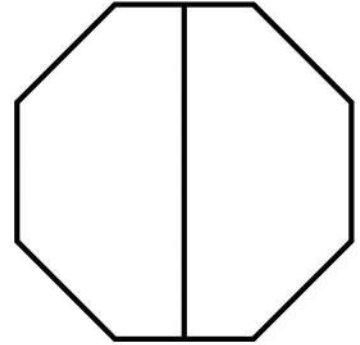

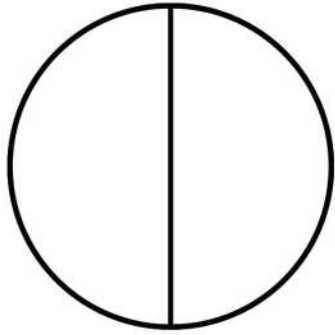
Equal Parts

All shapes
and
sizes




Color the shapes that have equal parts green.

Color the shapes that do not have equal parts yellow



Name _____

Spring Stories



Solve each problem. Show your thinking.

A leprechaun had 13 gold coins. He gave 5 to his friend. How many coins did the leprechaun have left?

$$\underline{\quad\quad} \bigcirc \underline{\quad\quad} = \underline{\quad\quad}$$

_____ coins

The boy made 7 baskets in basketball on Thursday. He made the same amount on Friday. How many baskets did he make in all?

$$\underline{\quad\quad} \bigcirc \underline{\quad\quad} = \underline{\quad\quad}$$

_____ baskets

Jan planted 9 flower bulbs. 7 of the flower bulbs bloomed. How many flower bulbs did not bloom?

$$\underline{\quad\quad} \bigcirc \underline{\quad\quad} = \underline{\quad\quad}$$

_____ flowers bulbs

Jack picked 5 red flowers. He also picked 6 yellow flowers. How many flowers did he pick altogether?

$$\underline{\quad\quad} \bigcirc \underline{\quad\quad} = \underline{\quad\quad}$$

_____ flowers

Name _____

Lucky Punctuation



Cut out the punctuation shamrocks and glue onto the correct sentence.

1. Did you see the rainbow in the sky



2. The leprechaun tricked us



3. Green is my favorite color



4. The pot is full of gold



5. How did you catch the leprechaun



6. Is there chocolate in the pot



7. I found a green hat in the trap




8. I saw the leprechaun in the bushes




9. Will you help me find the leprechaun



10. Are there any gold coins on the ground



4 n 43




Name _____




Spring Sentences

Write a detailed sentence or two about the pictures below.










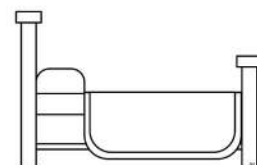

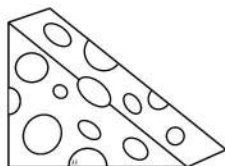





Name _____

Shamrock Vowels



Color the picture that matches the long vowel sound in each shamrock.



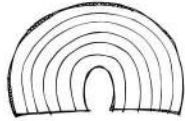
Name _____

March Sentences

Use each word to write a complete sentence below.



kite



rainbow



leprechaun



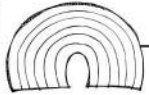
gold



bike



cloudy













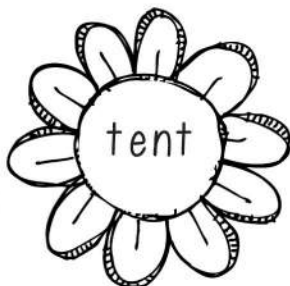


Name _____

Flower Power

Read the word in each flower.
Color by code.

Color Code

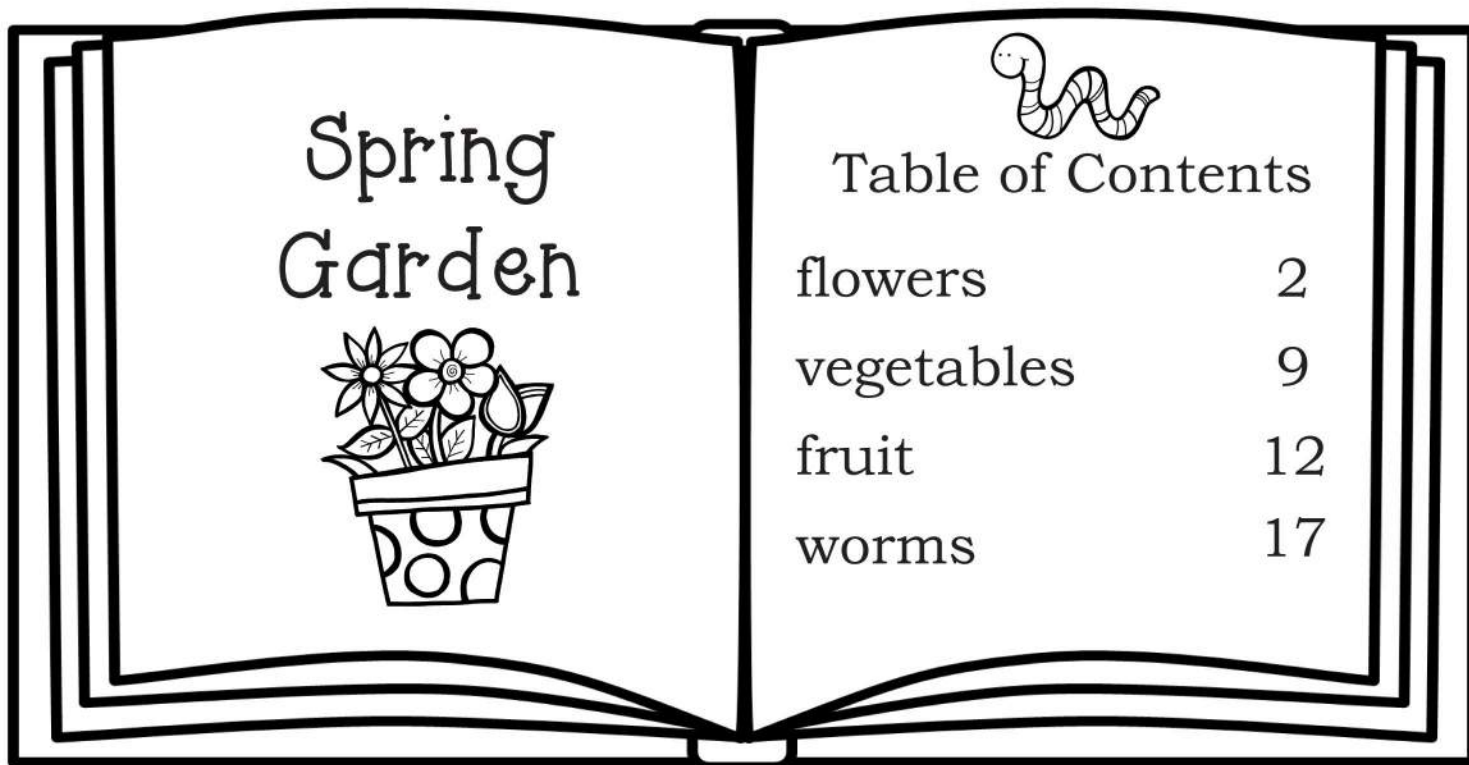
short a - red	long a - green
short e - orange	long e - blue
short i - yellow	long i - purple



Name _____

Table of Contents

Use the table of contents to answer the questions below.



1. How many topics are in the book? _____
2. What topic begins on page 12? _____
3. What topic begins on page 2? _____
4. If I wanted to learn more about vegetables, what page would I turn to?


5. What is the last topic listed in the book?

Name _____

Nouns and Verbs



Cut out the words below. Glue them onto the correct basketball court.



team

ball

runs

boy

yells

scores

plays

hoop


shoots

girl

Name _____

Lucky Syllables



Color a  for each syllable in the word.



flowers



leprechaun



hat



bee



shamrock



rain




gold



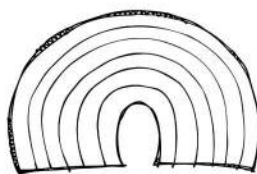
cloud



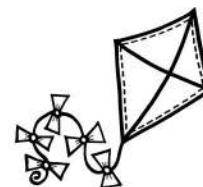
horseshoe



dragonfly



rainbow



kite



Name _____



March Word Search

e	f	t	d	h	k	w	g	o	l	d	u
c	l	o	v	e	r	b	r	l	y	c	p
d	o	s	n	k	i	t	e	b	m	n	x
l	w	e	g	w	y	o	e	f	s	l	w
u	e	l	n	r	a	i	n	b	o	w	i
c	r	t	i	a	g	c	b	l	a	i	n
k	s	a	r	d	t	n	c	k	a	w	d
y	l	e	p	r	e	c	h	a	u	n	y
w	m	n	s	t	n	h	s	i	f	o	g
t	c	l	o	u	d	s	t	f	d	h	r
f	o	a	t	y	g	a	r	d	e	n	d

green

lucky



rainbow

gold

spring

leprechaun

flowers

clover



kite

windy

clouds

garden

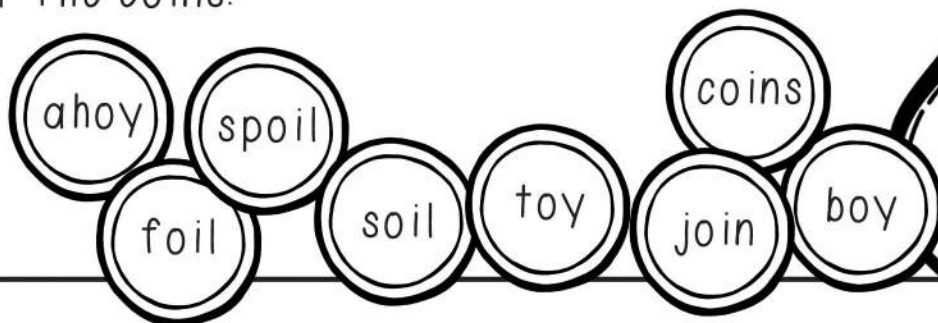


Name _____

Golden Coins

Write the word to complete each sentence.

Color the coins.



1. I dug a hole in the _____.
2. The _____ played basketball.
3. My new _____ is fun to play with.
4. The leprechaun kept his _____ hidden.
5. The pirate said, " _____ , matey"!
6. My mom covered the food with _____.
7. Will you _____ me for lunch?
8. If you leave the milk out, it will _____.

Name _____

Spring Editing

Read each sentence below. Rewrite each one using correct capitals and punctuation. Use your personal best handwriting.



1. the kite is high in the sky

2. i found a bug in the garden

3. did you see the rainbow

4. a yellow flower is blooming

5. is it going to rain today

6. they are playing basketball

Name _____

Ending Digraphs

Write ch, sh, th or ck to finish each word. Color the pictures according to the code.



ch - blue
sh - yellow
th - red
ck - green



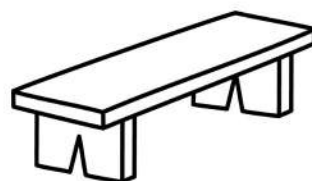
du _ _



ba _ _




so _ _



ben _ _



bru _ _



in _ _



slo _ _



pu _ _



too _ _



fi _ _



pea _ _



tra _ _

Name _____

An **adjective**
is a word that
describes a noun.

Adding Adjectives

Choose an adjective to write in each sentence.

Draw a picture to match your sentence.



The _____ kite
is high in the sky.

A _____
leprechaun hides his gold.

A _____ frog
hops on the hill.

The _____ girl
plays basketball.

A _____ flower
grows in the garden.

The _____ cat
chases the mouse.

Name _____

Spring Verbs



Circle the verb that completes each sentence. Write the verb.

1. The kids are _____ a kite.	flies	flying
2. My mom is _____ a garden.	plants	planting
3. I like to _____ basketball	play	played
4. The frog is _____ on the ground.	hop	hopping
5. We like to _____ up the hill.	hike	hikes
6. It is _____ outside.	rain	raining
7. My dog _____ the ball.	chases	chasing
8. Can we _____ in the pool?	swim	swimming
9. Do not _____ on the flowers.	walk	walking
10. I am _____ some cookies..	bake	baking
11. Let's _____ our bikes today.	ride	riding
12. The snail _____ in the garden.	crawls	crawling

Name _____

ABC Order



Put the words from each box into ABC order.

soil 1. _____
flowers
garden
grow 2. _____



3. _____
4. _____

clover 1. _____
leprechaun
gold
pot 2. _____



3. _____
4. _____

windy 1. _____
kite
clouds
sky 2. _____



3. _____
4. _____


butterfly 1. _____
bee
bird
dragonfly 2. _____



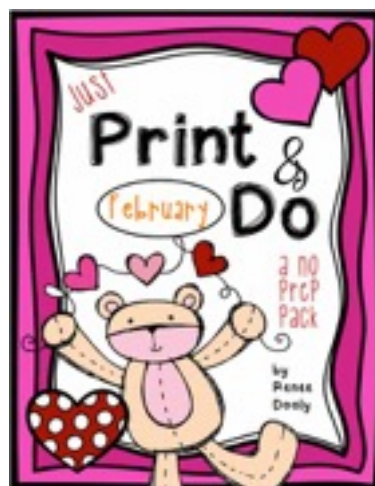
3. _____
4. _____

Collect Them All


click each picture below




January




February



March




April




May



June (Summer)




Back-to-School




September



October



November



December



Thank You!





Thank you for downloading this product. The activities included in this packet are all the intellectual property of Renee Dooly and The Teacher Bag (formally, Fantastic First Grade Froggies). They are for single classroom use only. If you would like to share this, please purchase an extra license. Feel free to post pictures to your blog, I just ask that you credit me by linking to my [blog](#) or [store](#).

If you have questions, please feel free to email me:
theteacherbag@gmail.com



Thank you to these amazing artists!

photographs ©Fotolia subscription



Connect With Me



Get Monthly Freebies



Sign up for exclusive freebies and tips.

Email Address

First Name

Subscribe to list